

Gender Inclusive Climate Action

Ilan Cuperstein

Subdirector regional para América
Latina



C40 Cities

97 Megacities

A network of cities by cities

With the objective of tackling the climate crisis



Representing

700 million citizens

25% of global GDP

AFRICA: ABIDJAN - ACCRA - ADDIS ABABA - CAPE TOWN - DAKAR - DAR ES SALAAM - DURBAN (ETHEKWINI) - EKURHULENI - FREETOWN - JOHANNESBURG - LAGOS - NAIROBI - TSHWANE | **CENTRAL EAST ASIA:** BEIJING - CHENGDU - DALIAN - FUZHOU - GUANGZHOU - HANGZHOU - HONG KONG - NANJING - SHANGHAI - SHENZHEN - QINGDAO - WUHAN - ZHENJIANG | **EAST, SOUTHEAST ASIA & OCEANIA:** AUCKLAND - BANGKOK - HANOI - HO CHI MINH CITY - JAKARTA - KUALA LUMPUR - MELBOURNE - QUEZON CITY - SEOUL - SINGAPORE - SYDNEY - TOKYO - YOKOHAMA | **EUROPE:** AMSTERDAM - ATHENS - BARCELONA - BERLIN - COPENHAGEN - HEIDELBERG - ISTANBUL - LISBON - LONDON - MADRID - MILAN - MOSCOW - OSLO - PARIS - ROME - ROTTERDAM - STOCKHOLM - TEL AVIV - VIENNA - WARSAW | **LATIN AMERICA:** BOGOTÁ - BUENOS AIRES - CURITIBA - GUADALAJARA - LIMA - MEDELLÍN - MEXICO CITY - RIO DE JANEIRO - SALVADOR - SÃO PAULO - SANTIAGO - QUITO | **NORTH AMERICA:** AUSTIN - BOSTON - CHICAGO - HOUSTON - LOS ANGELES - MIAMI - MONTRÉAL - NEW ORLEANS - NEW YORK - PHILADELPHIA - PHOENIX - PORTLAND - SAN FRANCISCO - SEATTLE - TORONTO - VANCOUVER - WASHINGTON DC | **SOUTH & WEST ASIA:** AMMAN - BENGALURU - CHENNAI - DELHI - DHAKA - DUBAI - KARACHI - KOLKATA - MUMBAI

**C40
CITIES**

C40 in Latin America

12 cities, all committed to the Paris Agreement at the local level



C40 Cities



Bloomberg
Philanthropies




CIFF CHILDREN'S
INVESTMENT FUND
FOUNDATION




PRESENTATION HEADING

A Steering Committee
composed of 17
Mayors with 2
representatives from
the region



Mayor López
Bogotá



Mayor Larreta
Buenos Aires

C40
CITIES

Why gender matters

Climate impacts are not experienced equally among men and women

70%

OF THE 15,000 PEOPLE IN FRANCE WHO DIED DURING THE 2003 HEATWAVE WERE WOMEN

4x

AS MANY WOMEN THAN MEN WERE KILLED IN THE TSUNAMI-AFFECTED AREAS OF INDONESIA, SRI LANKA AND INDIA IN 2004



IN 2015, WOMEN HEADED JUST **12%** OF FEDERAL ENVIRONMENT MINISTRIES WORLDWIDE

90%

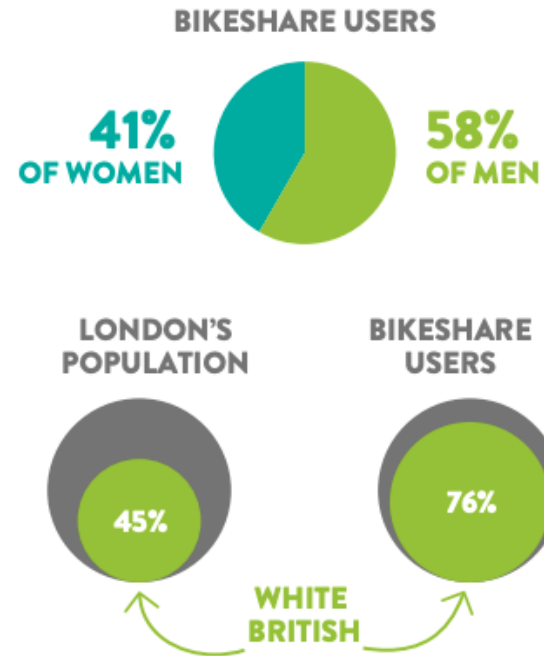
OF THE 14,000 PEOPLE KILLED DURING THE 1991 BANGLADESH CYCLONE WERE WOMEN



Sectoral Impacts

66%


OF GIRLS IN THE UNITED KINGDOM HAVE EXPERIENCED SEXUAL HARASSMENT IN PUBLIC AND ADOPT TACTICS TO 'AVOID' STREET HARASSMENT



Solution in the process




**TOOL 1
WOMEN'S
SAFETY AUDITS**



**TOOL 4
MENTORING
PROGRAMMES**



**TOOL 2 GENDER-
DISAGGREGATED
DATA COLLECTION**



**TOOL 5 GENDER ASSESSMENT
AND MONITORING OF MITIGATION
AND ADAPTATION (GAMMA) METHODOLOGY**



**TOOL 3
GENDER BUDGETING AND GENDER-
RESPONSIVE PARTICIPATORY PLANNING**

Examples - Quito

The city focused on gender inclusivity in the expansion of the BRT system in the city, addressing gender-based violence in mass transit.

Clear messaging was installed in every bus with an SMS system for women to report gender-based violence, which was automatically sent to a control center, an automated voice message would be broadcasted on the bus and an officer at the next station would be alerted to support the victim.



Examples – São Paulo

The city conducted gender impact analysis in the planning of the city's cycling infrastructure expansion. This in turn led to several actions to increase women's use of bike lanes:

- Better public lighting and safety;
- Better definition of rest stops and parking facilities;
- Smaller networks and bike paths in neighborhoods and in places farther away from central and busier areas



Examples – São Paulo

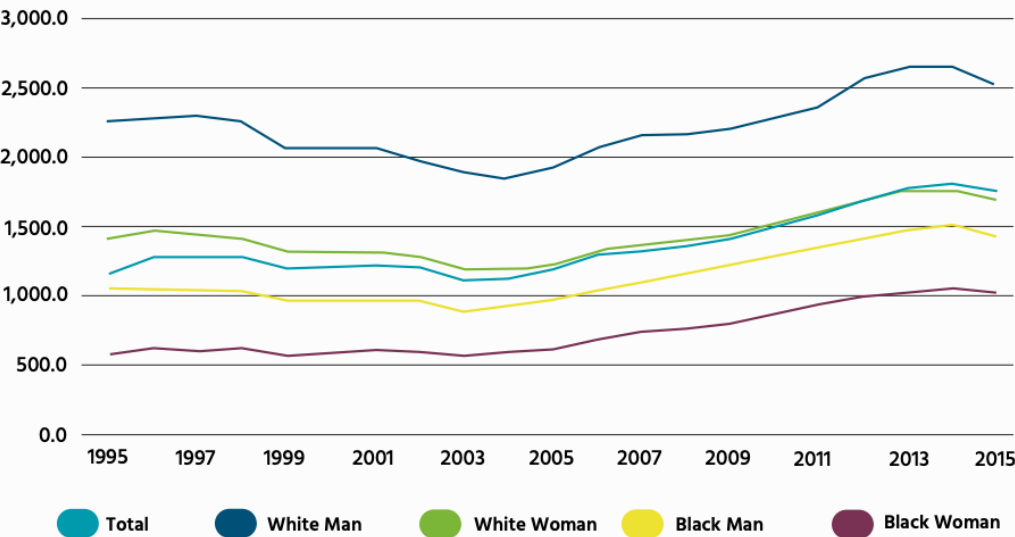
The city conducted gender impact analysis in the planning of the city's cycling infrastructure expansion. This in turn led to several actions to increase women's use of bike lanes:

- Better public lighting and safety;
- Better definition of rest stops and parking facilities;
- Smaller networks and bike paths in neighborhoods and in places farther away from central and busier areas

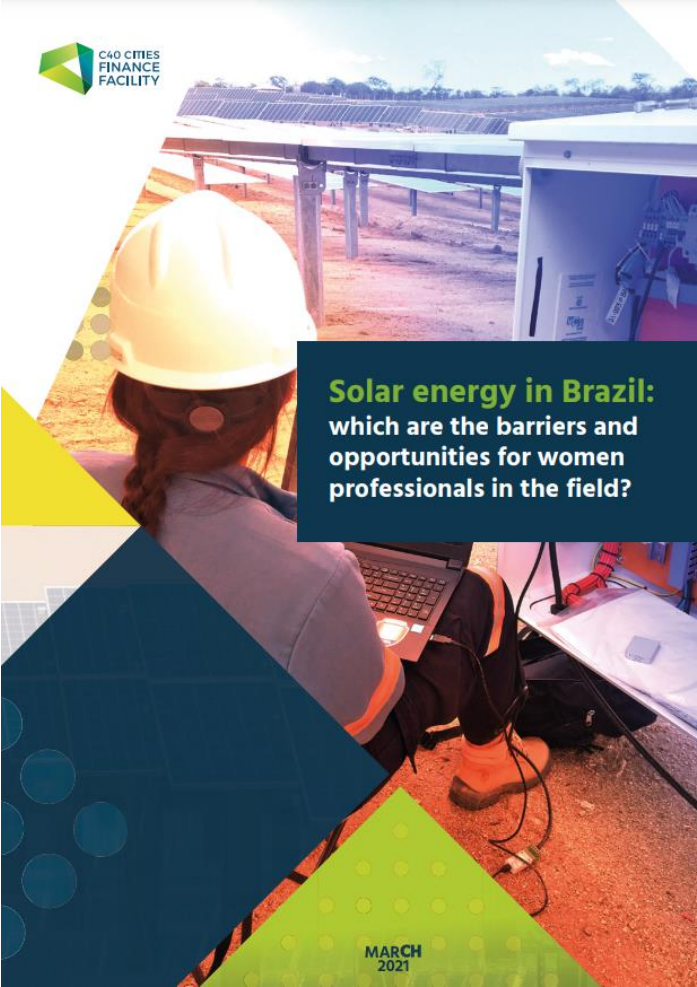


Examples – Solar Energy in Brazil

Figure 2: Average monthly income in the main job of the employed population aged 16 years or older, by sex and color/race - Brazil, 1995 to 2015.



Source: UN Women; Ipea (2017).



Examples – Solar Energy in Brazil

Figure 4: Distribution of female participation by region in the solar energy sector in Brazil: 2012-2019

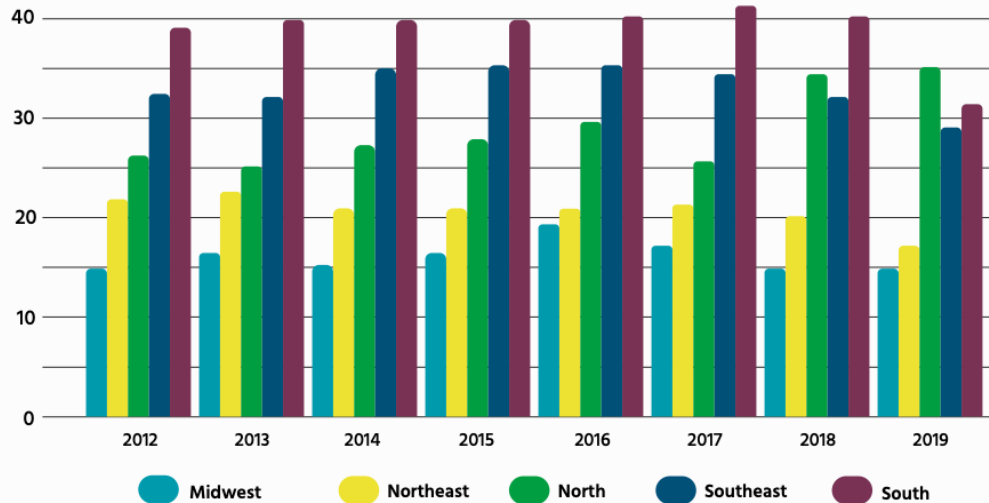
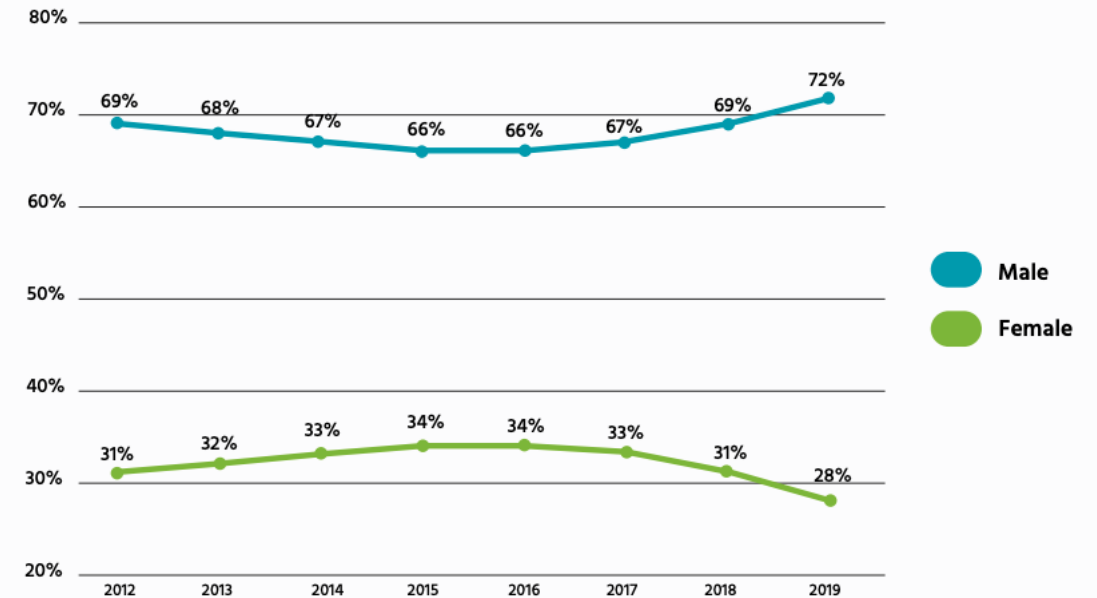


Figure 3: Participation by gender in the solar energy sector in Brazil: 2012-2019.



Examples – Solar Energy in Brazil

Figure 8: Age range of women in the solar energy sector.

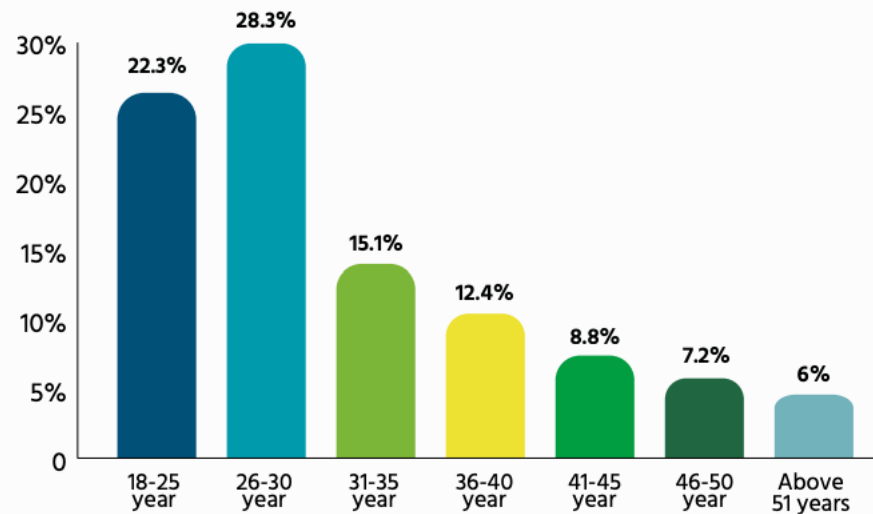
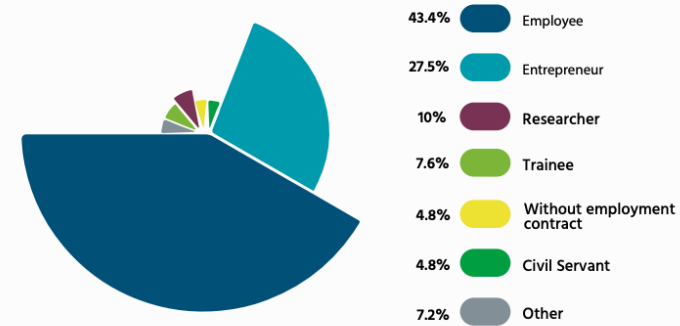
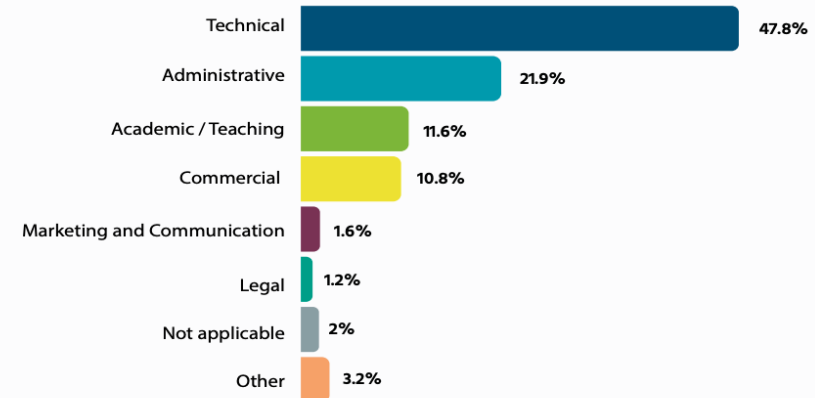


Figure 13: Sectors in solar energy that women work.



Source: Online survey applied to women in the sector (2021).

Figure 14: Areas of the companies/institutions that women in the solar industry are active in.



Examples – Solar Energy in Brazil

Figure 27: Percentage and type of violence that women of the sector have already faced in their different working environments (company, institution, university, events, meetings, etc). ⁸⁰

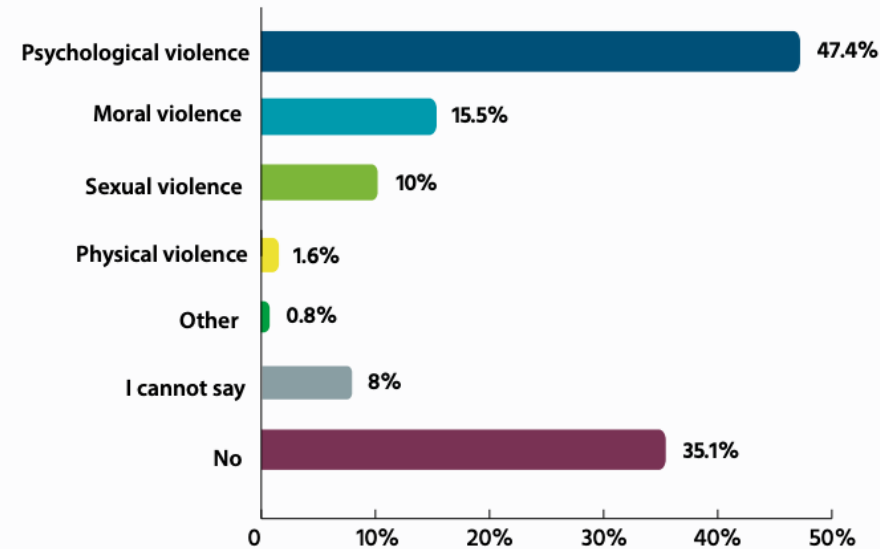
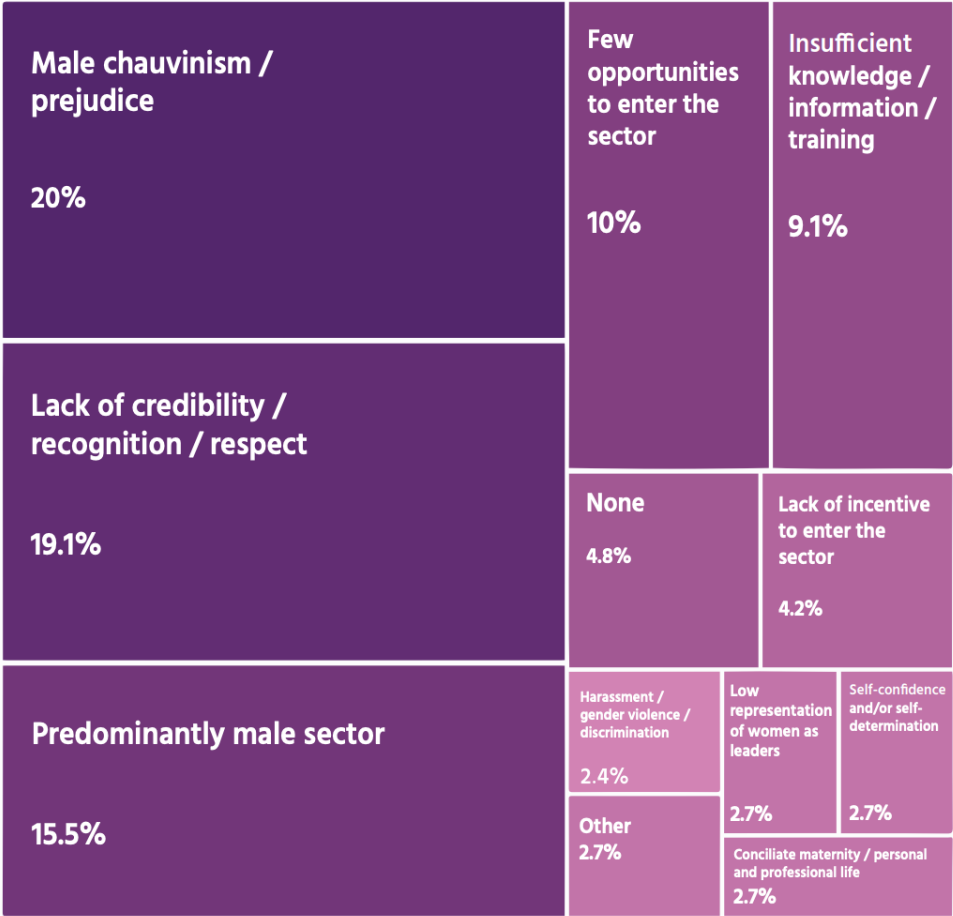


Figure 33: Women’s main barriers/challenges to entering the solar energy sector in the country.



Women4Climate

Mentoring Programme for Young Women Climate Leaders

More than 10 cities around the world supporting more than 100 young women climate leaders with mentorship and capacity-building led by women with the support of both male and female mayors





Thank you!

Manuel Oliveira

moliveira@c40.org

Ilan Cuperstein

icuperstein@c40.org